

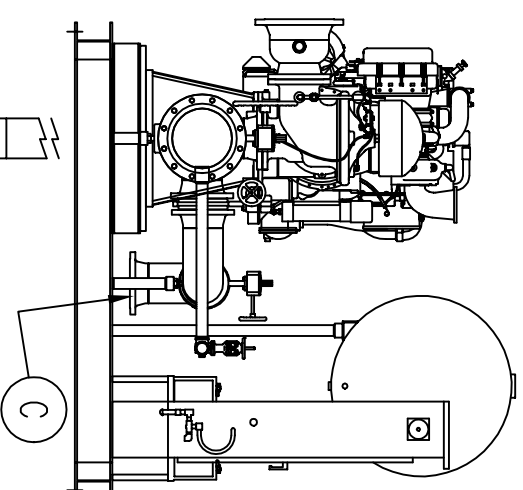
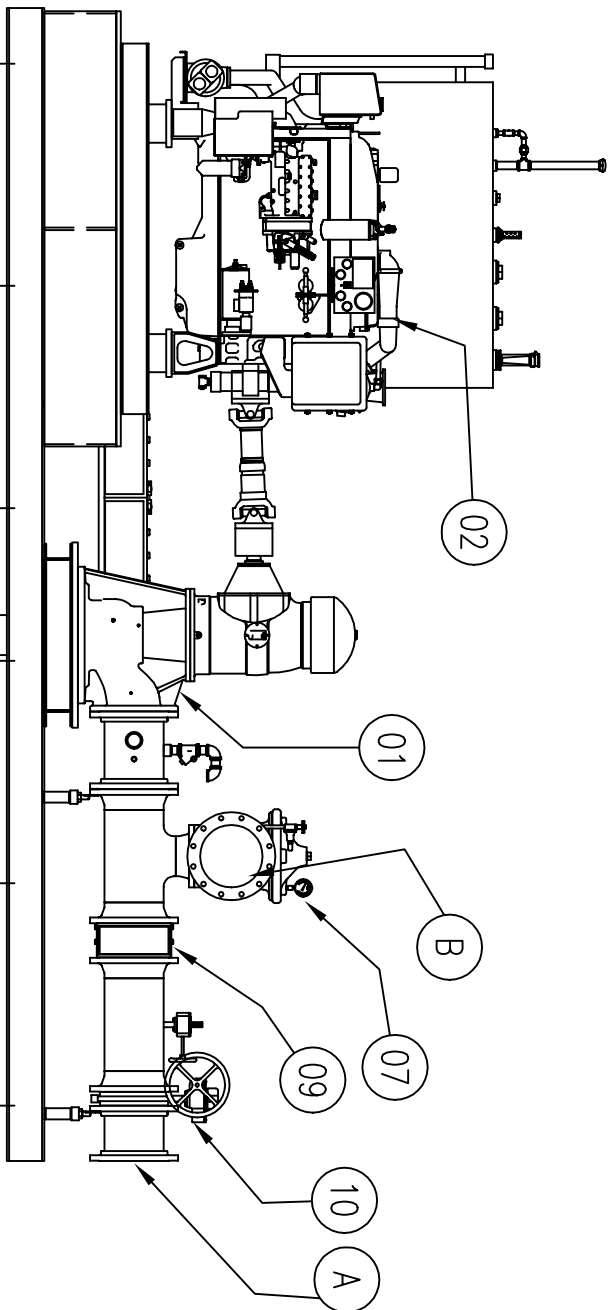
- 1) FIRE PUMP: ITT AC VERTICAL TURBINE WITH RIGHT ANGLE GEAR BOX
- 2) ENGINE
- 3) FIRE PUMP CONTROLLER
- 4) JOCKEY PUMP: SUBMERSIBLE (SHIP LOOSE AND MOUNTED, WIRED IN FIELD). NOT SHOWN
- 5) JOCKEY PUMP CONTROLLER
- 6) FUEL TANK WITH FITTINGS
- 7) RELIEF VALVE WITH WASTE CONE & SIGHT GLASS
- 8) FLOW METER
- 9) CHECK VALVE
- 10) CONTROL VALVE: BUTTERFLY WITH TAMPER SWITCH
- 11) BATTERY, RACK & CABLES
- 12) MUFFLER(SHIP LOOSE)

CUSTOMER CONNECTIONS:

- A) DISCHARGE: FLANGED
- B) RELIEF VALVE: FLANGED
- C) FLOW METER: FLANGED

NOTES:

- 1) LOCATION OF CUSTOMER DRAIN THROUGH FLOOR.
- 2) PUMP COLUMN TO SHIP LOOSE FOR FIELD MOUNTING
- 3) SHIP ANY TANK PIPING THAT EXCEEDS MAX. SHIPPING HEIGHT LOOSE.



8																				
7																				
6																				
5																				
	REVISION	DATE	BY	APP.		REVISION	DATE	BY	APP.											
						1	10/06/00	JZ			1	REMOVED OVERALL DIMENSION								

PROJECT NAME:

**SKID MOUNTED SYSTEM
DIESEL DRIVEN, TURBINE**

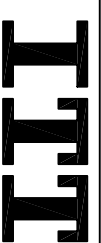
PART NO.:

2MKT38

DWN:BY: RCS
DATE: 05/08/00
CHKD:BY: DATE:

DEC.: ± 0.25
FRAC.: ± 1/4
ANGLE: ± 1/2°
SCALE: 1 : 45

THIS DRAWING AND THE INFORMATION DEPICTED THEREIN IS THE PROPERTY OF ITT BELL & GOSSETT. COPIES ARE ISSUED IN STRICT CONFIDENCE AND SHALL NOT BE REPRODUCED OR COPIED, OR USED AS THE BASIS FOR THE MANUFACTURE OR SALE OF PRODUCTS WITHOUT PRIOR WRITTEN PERMISSION OF ITT BELL & GOSSETT.



AC PUMP
PACKAGED SYSTEMS GROUP
ITT FLUID TECHNOLOGY CORPORATION
MORTON GROVE, ILLINOIS 60053